















MAINTENANCE	PHASE	MATERIAL	CLEANING PRODUCTS	METHOD	FREQUENCY	COMMENTS
MANUAL CLEANING						
PERIODIC CLEANING	Vacuum cleaning (or Sweeping)	Vacuum cleaner (or Sweeper)	 		Start from the perimeter and finish at centre	Advised once per day (Several times per day in very high traffic areas)
	Mopping	Mop		Warm water and neutral soap	Soak the mop in the soapy water and scrub the floor. Rinse thoroughly and dry with a soft mop	
DEEP CLEANING	Vacuum cleaning (or Sweeping)	Vacuum cleaner (or Sweeper)	 		Start from the perimeter and finish at centre	Establish depending on traffic and level of dirt
	Remove difficult stains	Soft brush or sponge	 	See Fitnice® specific guide 'Special Stain Removal'	Remove the stain as soon as possible Use the recommended product and allow it to work for 10' Clean with a brush and rinse thoroughly	
	Mopping	Mop		Warm water and alkaline cleaner (Bleach pH 13)	Soak in warm alkaline water. Allow it to work for 5-10'. Rinse thoroughly with water and dry with a soft mop	
MECHANICAL CLEANING						
PERIODIC CLEANING	Vacuum cleaning	Vacuum Cleaner			Start from the perimeter and finish at centre	Advised once per day (Several times per day in very high traffic areas)
	Scrubbing+ Drying	Scrubber Dryer		Warm water and neutral soap		
DEEP CLEANING	Vacuum cleaning	Vacuum Cleaner			Start from the perimeter and finish at centre	Establish depending on traffic and level of dirt
	Remove difficult stains	Soft brush or sponge	 	See Fitnice® specific guide 'Special Stain Removal'	Remove the stain as soon as possible Use the recommended product and allow it to work for 10' Clean with a brush and rinse thoroughly	
	Scrubbing+ Drying	Scrubber Dryer		Warm water and alkaline cleaner (Bleach pH 13)	Clean the flooring with the mechanical scrubber. Let the product work for 5-10' Rinse thoroughly with lukewarm water and dry	